

3

State Performance Plan/Annual Performance Report (SPP/APR) Indicator

Statewide Assessments

What it measures:

- A. The **participation rate** on statewide assessments for students with IEPs;
- B. The **proficiency rate** for students with IEPs against grade level academic achievement standards for ELA & math;
- C. The **proficiency rate** for students with IEPs against alternate academic achievement standards for ELA & math;
- D. The **gap in proficiency rates** for students with IEPs and for all students against grade level academic standards.

Why it is important:

Performance on statewide assessments impacts graduation and dropout rates and influences transition goals and outcomes.

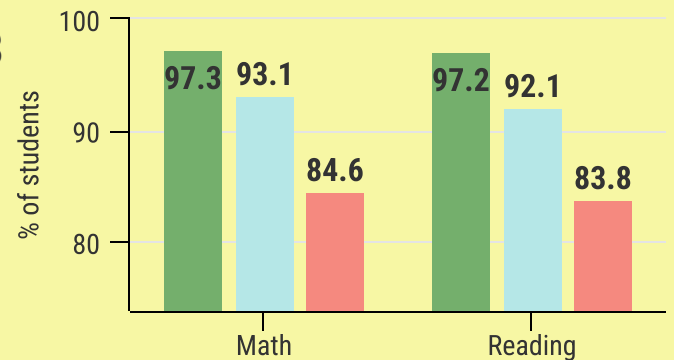
3A. Participation: all means all

Every student in grades 4, 8 and 11 with an IEP is expected to participate in the annual statewide assessment with or without accommodations or through an alternate assessment that is intended for students with the most significant cognitive disabilities.

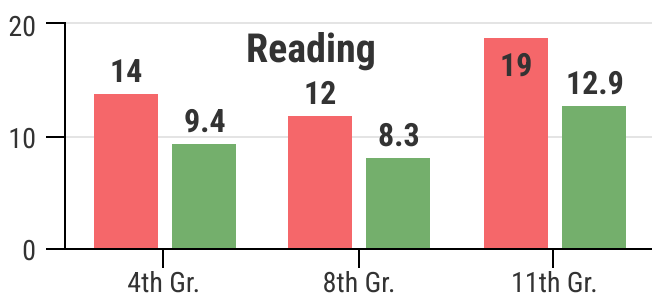
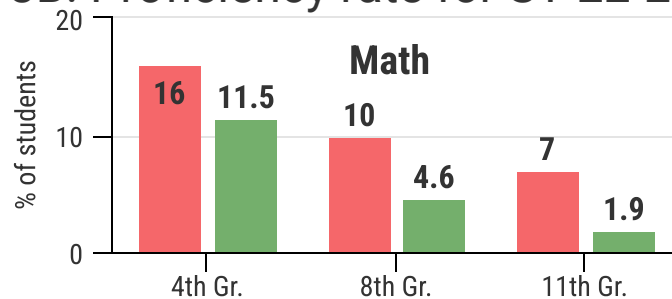
3A. Participation rate for SY 22-23

In order to be in compliance with this federal requirement, each grade tested needs to have a participation rate of 95% or higher. The chart at the right shows that the participation rate for SY 22-23 was greatest in 4th grade and lowest in 11th grade.

● Gr. 4 ● Gr. 8 ● Gr. 11



3B. Proficiency rate for SY 22-23



● Target ● Results



SPIN



HIDOE Monitoring & Compliance Branch

For more information on the State Performance Plan/Annual Performance Report indicators, follow this [link to the HIDOE webpage](#). And if you would like to offer your feedback on the targets or improvement strategies for Indicator 3 - Statewide Assessments, please click on this [link to a feedback form](#).

December 2023