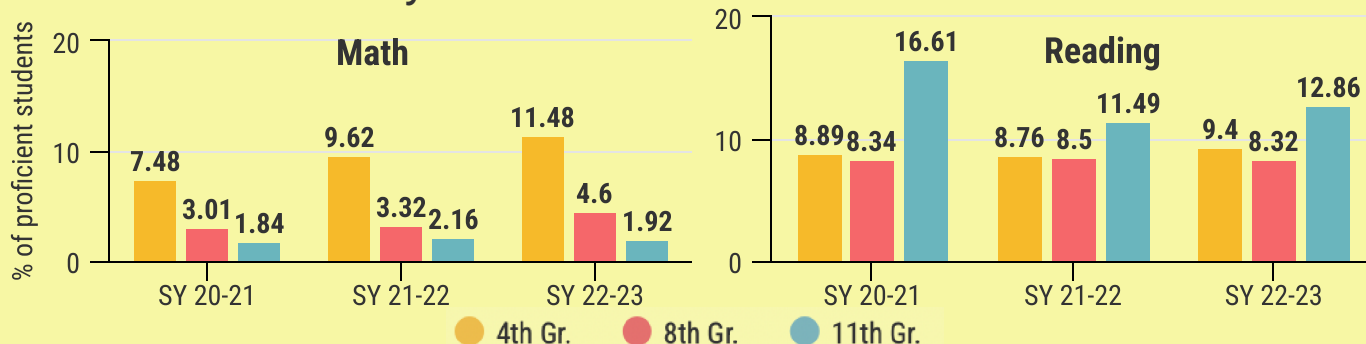


3

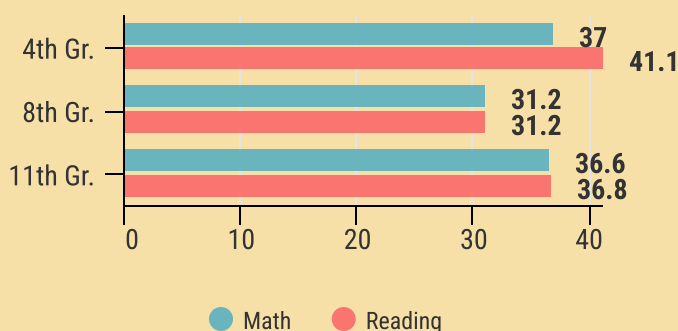
State Performance Plan/Annual Performance Report (SPP/APR) Indicator

Statewide Assessments

3B. 3-Yr. Proficiency Trends

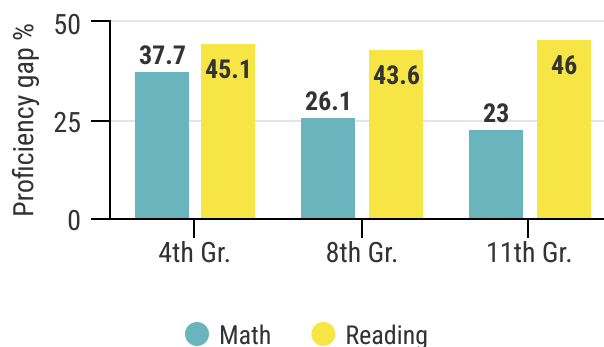


3C. SY 22-23 HSA-Alt Proficiency



Students who took the HSA-Alt Assessment outperformed students who took the Smarter Balance Assess although they fell short of the targets set for their grade levels.

3D. SY 22-23 Proficiency Rate Gap



The gaps in proficiency rates for students with IEPs and all students are greatest in the area of reading.

Source: [Indicator 3 Fact Sheet](#)

Some Current Improvement Activities*:



[Professional Learning Communities](#)



[Family Engagement](#)



[Testing Accommodations](#)



[Reducing Chronic Absenteeism](#)

*Click on links to learn more about these activities.



SPIN



HIDOE Monitoring & Compliance Branch

For more information on the State Performance Plan/Annual Performance Report indicators, follow this [link to the HIDOE webpage](#). And if you would like to offer your feedback on the targets or improvement strategies for Indicator 3 - Statewide Assessments, please click on this [link to a feedback form](#).

December 2023